













Digital Resources at Nonsuch: Key Stage 5

Platform	Role	Student access	Parent access	Access queries go to:
Schoolcomms 	All school emails are sent via Schoolcomms.	The Nonsuch email address looks like this - Nonsuch High School for Girls <SC3195401a@schoolcomms.com>	The Nonsuch email address looks like this - Nonsuch High School for Girls SC3195401a@schoolcomms.com	Gunderson-k@nonsuchschool.org (Administration Manager, Main Office)
School gateway 	You will need to download the Schoolgateway to report any absence for your daughter.	None. <u>Please do not share your account details with your daughter</u> as only you can report her absence.	App and web browser: Details of how to download the App or use a desktop version are emailed to parents on the second day at the start of the Autumn term. They are also on our website: Nonsuch High School for Girls - Reporting Absences (nonsuchschool.org)	Gunderson-k@nonsuchschool.org (Administration Manager, Main Office)
ParentPay 	To manage payments to the school for: <ul style="list-style-type: none"> - Lunch payments - Trips - Extracurricular clubs 	None.	Web browser parent portal: We post log in details to all parents via Royal Mail during the summer holidays. If your daughter joined after the summer holidays you will have been emailed details.	Gunderson-k@nonsuchschool.org (Administration Manager, Main Office)
Class charts 	Students and parents can use Class Charts to view: <ul style="list-style-type: none"> - Credits awarded for positive behaviours in line with our school values. - Debits awarded when students do not follow our behaviour for learning policy. - Detentions set in line with our behaviour for learning policy. 	ClassCharts Student app:  Details of how to log in are shared mid-September by email to the students' school account. Students are shown how to use the app during computer science lessons or PSHE lessons in 6 th form. Students can also log in via a web browser.	ClassCharts Parent app:  Details of how to log in are shared mid-September by email so that you can keep track of your daughter's behaviour. You can also access via a web browser. Please ensure that you log on and check Class Charts regularly as this is our only method for communicating the dates and times of detentions.	rdiaz@girlslearningtrust.org (Nonsuch Head of IT, IT Office)







Digital Resources at Nonsuch: Key Stage 5

<p>Evolve</p> 	<p>We use EVOLVE to organise and communicate information about enrichment clubs, help clubs, trips and events.</p>	<p>Students access Evolve via a web browser, accessed via a link emailed to their student account.</p>	<p>Web Browser: You will receive a link by email which will take you onto EVOLVE registration process. After your child has activated her account you need to link your account to your daughter's account via the settings function.</p>	<p>Pinel-k@nonsuchschool.org (Director of School Improvement: Enrichment)</p>
<p>Kerboodle</p> 	<p>This is used to support learning in Science (Years 9-13) and Languages (Years 9-10)</p>	<p>Students are given a login link by their teacher. The account is linked to the school email address. Students can use the following login details: Username: school username (case sensitive) or email Initial password: same as username, then you will be prompted to set a new password. (case sensitive) Institute code: kba2 (case sensitive)</p>	<p>None</p> <p>If you are interested in this platform please ask your daughter to show you her account.</p>	<p>rdiaz@girlslearningtrust.org (Nonsuch Head of IT, IT Office)</p>
<p>Language Gym and Boost</p> 	<p>As well as Kerboodle, the Language Department use these programs to support reading, writing, speaking and listening. Language Gym is used for Years 7-11, and Boost for Years 12-13</p>	<p>Students are given a login by their teacher.</p>	<p>None</p> <p>If you are interested in this platform please ask your daughter to show you her account.</p>	<p>johnson-p@nonsuchschool.org (Head of Languages, Language office)</p>
<p>UpLearn</p> 	<p>UpLearn is used to support 6th Form students studying Chemistry, Biology and Economics.</p>	<p>Students are will receive an email with their personal log in and instructions on how to access their account.</p>	<p>None</p> <p>If you are interested in this platform please ask your daughter to show you her account.</p>	<p>ldicken@girlslearningtrust.org Digital Resources Support</p>



Digital Resources at Nonsuch: Key Stage 5

<p>Microsoft 365 www.office.com</p> 	<p>Students can access the Microsoft 365 suite of programs to support their learning. These include:</p> <ul style="list-style-type: none"> • Word • Excel • PowerPoint • Outlook • Teams • SharePoint 	<p>All students are provided their log in details during their first tutorial session. The Office 365 login is their Nonsuch email address.</p> <p>The Autumn term Computer Science lessons focus on logging in and using these programs</p>	<p>None.</p> <p>If you wish to keep an eye on what homework your daughter is being set, and completing, please ask her to show you the assignments section of her Teams account.</p>	<p>rdiaz@girlslearningtrust.org (Nonsuch Head of IT, IT Office)</p>
<p>Outlook</p> 	<p>School emails are provided for students to contact other members of the school community where it is appropriate. They must not email large groups and should use MS Teams to communicate with class groups.</p>	<p>Students are given their own email address and are instructed how to use it responsibly following the E-safety policy ICT acceptable user agreement.</p>		
<p>Teams</p> 	<p>Students are members of a Team for each of their subject classes. Homework is set through their Team as an Assignment. Resources linked to the class can be found in the team. Messages can be sent to the teacher and class eg asking for clarification on a homework question.</p>	<p>Students are responsible for keeping track of their homework and other tasks set through MS Teams.</p>		
<p>SharePoint</p> 	<p>Resources for each department can be found on SharePoint, filed according to Year Group. Other extra-curricular information, eg School Council and the Library, can also be accessed.</p>	<p>Students are automatically sent to the SharePoint page when they turn on a school computer. The Nonsuch SharePoint page can be found within Microsoft 365</p>		