

Nonsuch High School for Girls Belgium Battlefields Trip Thursday 7 – Friday 8 March 2024



Belgium 2024

5 Staff:

Mr Coy, Mr Burton, Miss Pardey

Miss Humphreys, Miss Stead

(and 1 coach driver)

42 Year 10 historians



Why do we go?

- To pay our respects to those who fell.
- To see the sites of the battlefields and understand what it must have been like to serve there.
- To learn how soldiers received medical treatment on the Western Front (for our GCSE course)



Hotel Arrangements:

Hotel Munchenhof



“A 3 star hotel conveniently situated on the market square in the centre of Langemark.”

- Meals – Thursday dinner and a Friday packed lunch will be provided by the hotel. Students will therefore need to bring a packed breakfast and lunch on Friday, or buy them on the ferry or in Ypres (time will be made available for this). We will aim to return to school by 10.30pm on Friday, so students may wish to eat dinner on the ferry back to Dover. We will make a list checking people’s eating requirements. Please don’t bring food made from nuts with you.
- Accommodation - the students will be sharing rooms. The hotel will let us know which rooms we are having and a sign-up list will be put up on the department noticeboard / history office door. The rooms vary in size from 4 to 6 people.
- Please bring your own **towels** and toiletries with you as the hotel does not provide these. You will also need UK adapters for your plugs.
- There is...some WiFi...sometimes...

Important Documents



- Please don't forget your passports!
- GHIC card
- If your EHIC has expired, please apply for a GHIC Card as soon as possible – all residents of the UK can apply for one.

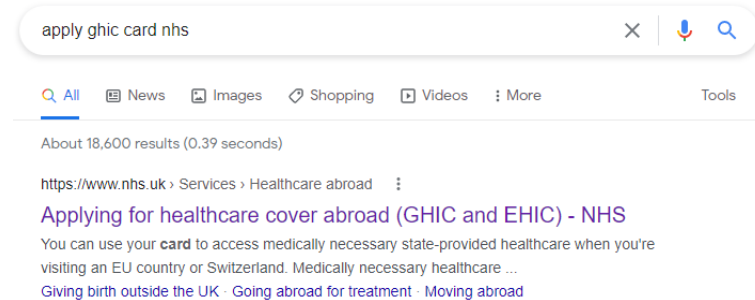
<https://services.nhsbsa.nhs.uk/cra/start>

These are free and you *should* receive one within 2 weeks.

If you don't receive one in time, please print off a copy of the email acknowledging you have ordered one.

We will collect passports and card from you when you get to school on Friday morning – please have them ready!

Bring appropriate medicines for the trip. This will need to be clearly labelled and bagged, and handed in to a member of staff



Illness

All restrictions regarding COVID-19 have been lifted in France and Belgium.

However, please don't come on the trip if you feel unwell. We will all be sharing a bus together!



If you have any concerns please contact trips@nonsuchschool.org

Links to the French and Belgian websites confirming current entry requirements.

FRANCE: <https://www.gov.uk/foreign-travel-advice/france/entry-requirements>

BELGIUM: <https://www.gov.uk/foreign-travel-advice/belgium/entry-requirements>

Practical Matters



- Security – we will be on the coach for much of the trip, so please avoid bringing valuables if possible and look after your phones, cameras etc
- Luggage – Please only bring what is needed for one night away, but be aware that we will be outside for long periods in unpredictable Spring weather. You will certainly need something waterproof and appropriate footwear (Average temperature in March: 7°C)

Money



- Please bring some Euros for Thursday / Friday lunch in Ypres and a few Belgian chocolates. We recommend around 40 Euros (£35) but it depends on how much students want to spend.
- You will also need some UK money to buy Friday breakfast and Saturday dinner on the ferry (although you can bring a packed breakfast and save your hotel lunch for the ferry) you haven't brought a packed breakfast.

Safety



- Each student will be given a trip handbook and the number of the school mobile phone that the staff will be using on the trip.
- Please keep in groups of three when on the ferry, in Ypres or at the cemeteries.
- Be careful crossing the road – look both ways!

The Trip Rules!



1. Listen to and follow instructions at all times, and behave appropriately
2. Never walk around the ferry or the town in groups of fewer than three
3. Always be back to the designated meeting point in time
4. Do not try to buy anything that is illegal for your age in the UK (eg alcohol, tobacco, souvenir knives, weapons etc)
5. Remember that we are visiting places of remembrance. Members of the public will be visiting the graves of their relatives. They will be upset by thoughtless behaviour such as running or shouting.
6. Act with respect and dignity in these areas at all times – including during the Menin Gate Ceremony
7. Get plenty of sleep on Thursday night. Friday will be a busy day.
8. Don't forget to thank your family who got you to school so early on Thursday (we recommend Belgian chocolate)

Itinerary: Thursday 7 March

- 05:00** Students assemble by canteen and register.
» Hand in passport and GHIC cards
- 05:30 Coach departs school (at the very latest!)
- 09:00 Depart Dover (Eat breakfast on ferry)
» Departure time may vary due to increased security checks
- 11:15 Arrive in Calais (clocks forward one hour)
- 13:00 Arrive in Ypres. Toilet stop. Visit Cathedral, walk to Ramparts Cemetery (if time) and Menin Gate Memorial. Eat lunch
» (Students should bring their own or buy food in Ypres).
- 14:40 Rendezvous at Menin Gate and Leave Ypres
- 15:00 Visit Passchendaele Museum (replica trenches & dugouts)
- 16:30 Travel to Hotel Munchenhof. Find rooms and eat dinner in hotel.
- 20:00 Attend Last Post ceremony at the Menin Gate in Ypres. Nonsuch students lay a wreath.
- 20:30 Return to hotel. Some free time
- 22:30 Bed and lights out. All pupils must remain quiet and in their rooms



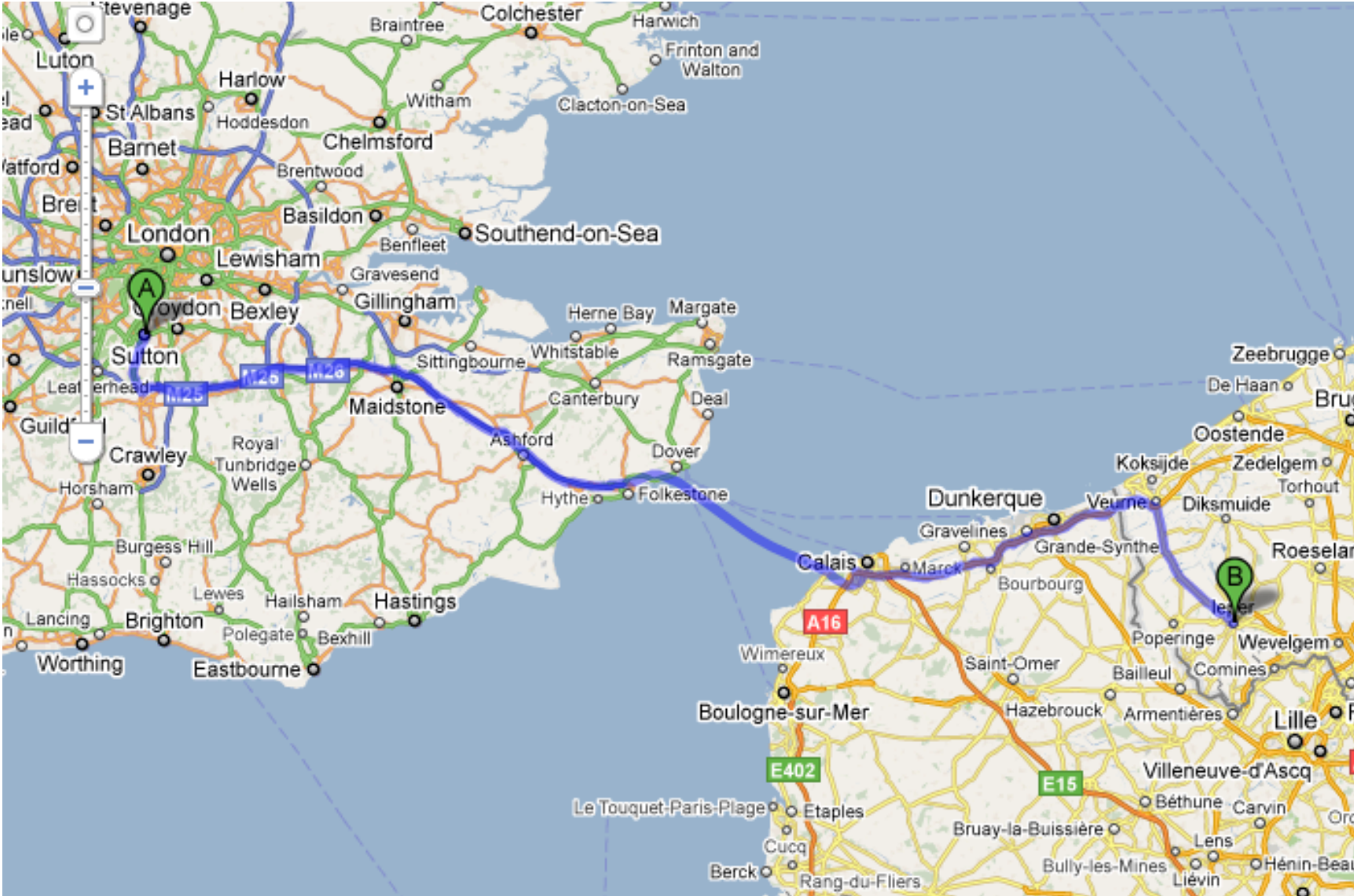
*Ypres
Cloth
Hall*

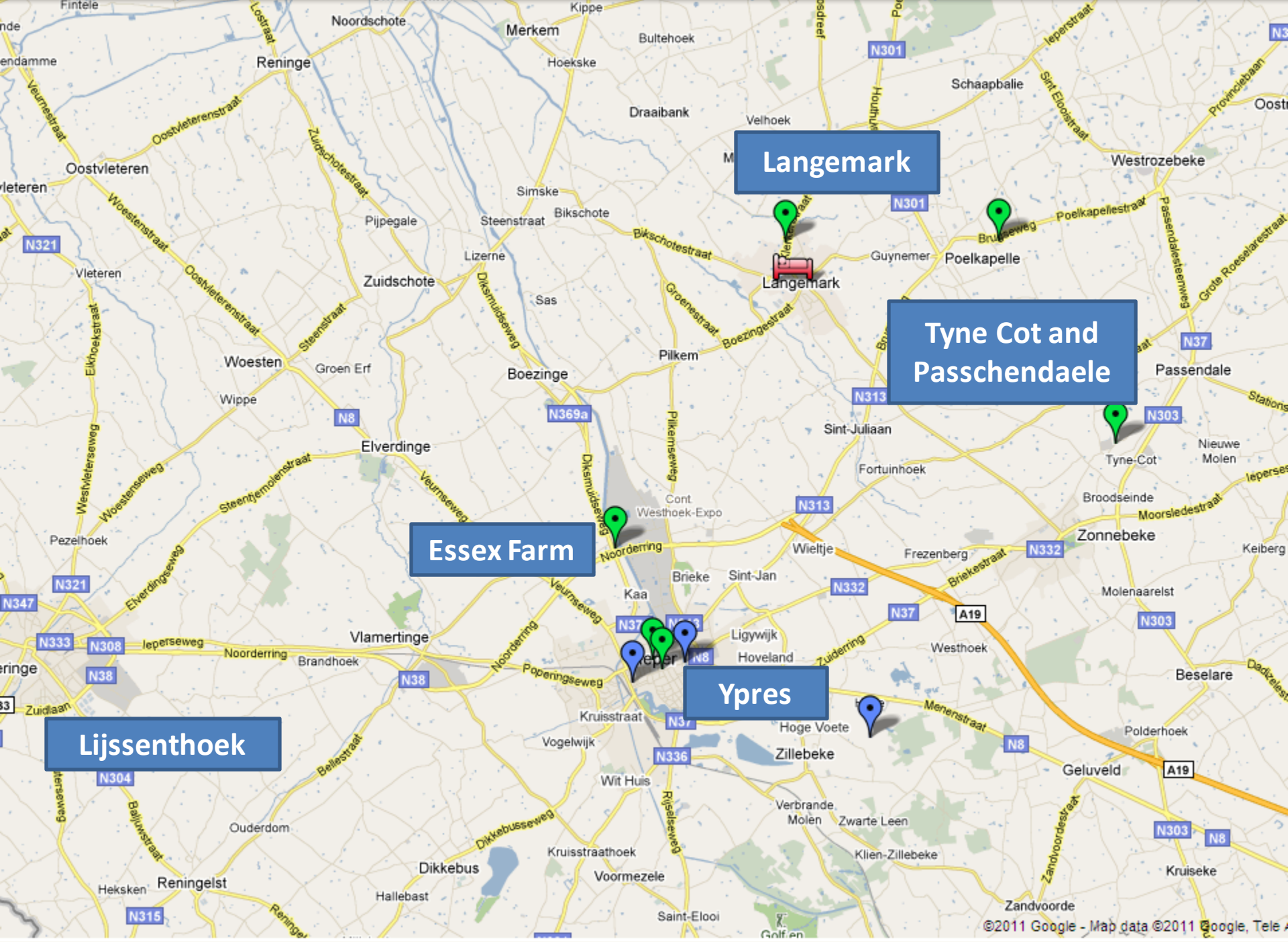
Friday 8 March

- 07:00 Wake up calls
- 08:00 Breakfast and allocation of packed lunches
- 09:00 Depart hotel
- 09:15 Visit Langemark German Cemetery
- 10:30 Visit Tyne Cot Commonwealth Cemetery
- 12:30 Visit In Flanders Fields Museum
- 13:30 Lunch – rendezvous at Menin Gate at 15:15
- 15:30 Visit Essex Farm Cemetery
- 16:30 Visit Lijssenthoek Visitor Centre
- 17:30 Depart for Calais
- 20:00 Leave Calais on Ferry (or earlier if possible)
- 20:30 (BST) Arrive in Dover, aiming to arrive at Nonsuch by 22:30



Route Map





Langemark

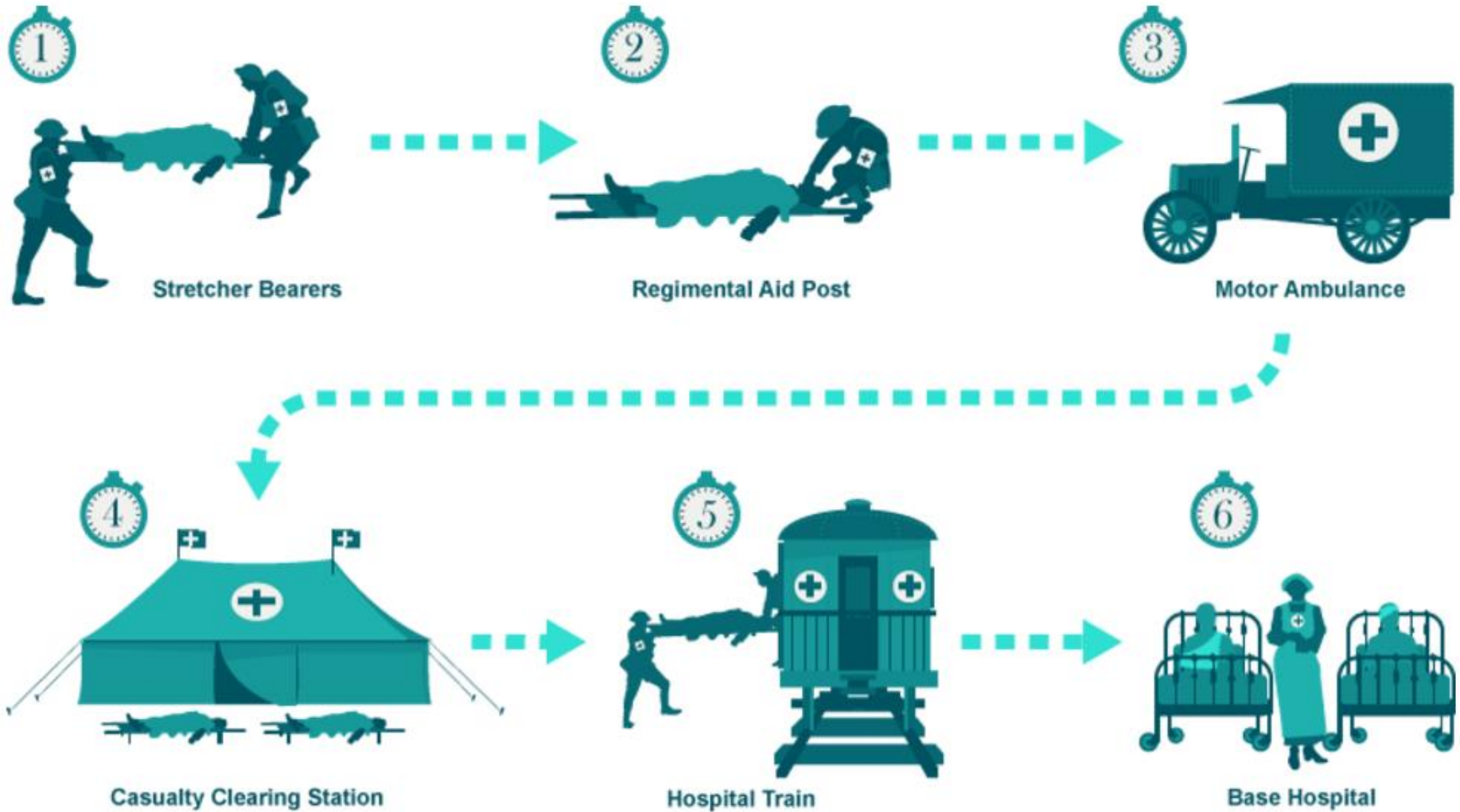
Tyne Cot and Passchendaele

Essex Farm

Ypres

Lijssenthoek

The path to treatment



How were soldiers injured in WW1?

The high number of head wounds early in the war led to the Brodie Helmet being introduced as standard kit in 1915.

Just 12% of wounds recorded were to the torso. Many soldiers hit here never made it to a hospital, so their injuries were never recorded.

Leg wounds were the most commonly recorded area of injury; amputation was often necessary.



Arm injuries were often caused by high explosive artillery shells.

The mud on the Western Front led one British surgeon to remark, "every gunshot wound... is more or less infected at the moment of its infliction".

Standing in water for long periods in the trenches caused trench foot, where infection leads the flesh of the foot to decay and die.

Research



- In Flanders Fields Museum: <http://www.inflandersfields.be>
- Passchendaele Museum <http://www.passchendaele.be/en>
- Please do some background reading on some of the key battles and events in the Ypres Salient <http://www.greatwar.co.uk/battles/ypres-salient/battles-ypres-salient.htm>
- Please use the Commonwealth War Graves Commission site www.cwgc.org to look up a soldier to find at the Tyne Cot memorial. It could be someone local, someone known to you, or someone who shares a similar name. Please bring this information with you
- Commonwealth War Graves Commission www.cwgc.org
- The Long Long Trail (Military family history site) www.1914-1918.net
- “The Great War” on YouTube <https://www.youtube.com/watch?v=oore7jT-ldc>



Menin Gate



- At 8pm on Thursday we will take part in the Menin Gate memorial ceremony in Ypres. Two students will represent the school and lay a wreath in memory of the fallen. (You don't have to wear school uniform...)
- If you would like to take part in this, please write a brief letter explaining why you would wish to do so, perhaps including a reference to somebody you have researched who died in Flanders whilst serving their country. Please hand it in to the History Department office by **Friday 1 March**.